

# Amika

## GLASSWASHERS & DISHWASHERS



AMIKA 8XL

**BREAKTHROUGH  
PRICES!**  
see enclosed pricelist



AMIKA 6XL

## PRODUCT GUIDE

### GENERAL FEATURES

- Proven long life electro-mechanical control panel
- Simple controls for ease of use
- Includes rinse aid and detergent dispensers
- Supplied with 1 rack
- Fitted drain pump option available on all models

### TECHNICAL FEATURES

- Voltage 240V - single phase
- Water supply pressure - minimum 2 atm / maximum 4 atm
- Wash tank temperature - 55°C
- Rinse boiler temperature - 85°C



Model	Rack size mm	Dimensions mm W x D x H	Cycle Time Sec	Power kW	Amps Required
3X	350 x 350	400 x 480 x 590	150	2.8	13
4X	390 x 390	440 x 530 x 670	150	2.9	13
5X	450 x 450	530 x 550 x 710	90-150	2.9	13
6XL	500 x 500	580 x 600 x 830	90-150	2.3/3.9/5.5	13/20/25

### Ancillaries

Item	Variants	Part No.
Water Softener (manual)	8 litre	Q900008
	12 litre	Q900012
Water Softener (automatic)	Cold water	Q900100
	Hot water	Q900104
Booster Pump	Pump for low rinse water pressure or to connect machine to conventional hot water supply (not exceeding 50°C)	Q904001
Universal Stand (Fits all machines)	520mm high adjustable stand	Q902100
	520mm high adjustable stand - stainless steel	Q902101
	720mm high adjustable stand	Q902102
Racks	Glass/Cup rack for 3X	Q902000
	Glass/Cup rack for 4X	Q902003
	Glass/Cup rack for 5X	Q902005
	Glass/Cup rack for 6XL	Q902007
	Plastic open rack for 6XL	Z972001
	Compartment racks for glasses and cups	Various
	Round cutlery insert	Z976011
Large saucer rack	Q902008	
Break Tanks (class "A" air gap)	Break tank with rinse booster pump (external freestanding)	Q904101
	Break tank without rinse booster pump (external freestanding)	Q904100
Racking System	Three tier racking system for 4X	Q902210
	Three tier racking system for 5X	Q902211
	Three tier racking system for 6XL	Q902212

## GENERAL FEATURES

- Proven long life electro-mechanical control panel
- Simple controls for ease of use
- Includes rinse aid dispenser, (detergent pump optional on 8XL model)
- Supplied with 1 plate rack
- Fitted drain pump option available on all models

## TECHNICAL FEATURES

- Voltage 240V - single phase
- Water supply pressure - minimum 2 atm / maximum 4 atm
- Wash tank temperature - 55°C
- Rinse boiler temperature - 85°C











Model	Rack size mm	Dimensions mm W x D x H	Cycle Time Sec	Power kW	Amps Required
5X	450 x 450	530 x 550 x 710	90-150	2.9	13
6XL	500 x 500	580 x 600 x 830	90-150	2.3/3.9/5	13/20/25
8XL	500 x 500	710 x 740 x 1500	90-150	3.5 or 6.2 (1 phase) 8.8 (3 phase)	16 or 26 (1 phase) 13 (3 phase)

## Ancillaries

Item	Variants	Part No.
Water Softener (manual)	8 litre	Q900008
	12 litre	Q900012
Water Softener (automatic)	Cold water	Q900100
	Hot water	Q900104
Booster Pump	Pump for low rinse water pressure or to connect machine to conventional hot water supply (not exceeding 50°C)	Q904001
Universal Stand (Fits 5X & 6X machines)	520mm high adjustable stand	Q902100
	520mm high adjustable stand - stainless steel	Q902101
	720mm high adjustable stand	Q902102
Racks	Glass/Cup rack for 5X	Q902005
	Plastic open rack for 6XL & 8XL	Z972001
	Plastic pegged plate rack for 6XL & 8XL	Z972003
	Compartment racks for glasses and cups	Various
	Round cutlery insert	Z976011
	Large saucer rack	Q902008
Break Tanks (class "A" air gap)	Break tank with rinse booster pump (external freestanding)	Q904101
	Break tank without rinse booster pump (external freestanding)	Q904100
Racking System	Three tier racking system for 5X	Q902211
	Three tier racking system for 6XL & 8XL	Q902212

### FEATURES

- All tabling is suitable for 500 x 500mm racks
- Supplied flat packed for easy assembly
- Available left or right hand arrangement - must be specified
- All legs supplied with height adjustable feet
- Tables including sinks have single 3/4" hole for monobloc spray arm and 1 1/2" waste
- All sinks are 500mm wide x 400mm front to back x 250mm deep
- All tables with splashback are 745mm deep

<p>Stainless steel scrap bin c/w castors and lid</p>  <p><b>704002</b> £280</p>	<p>Closed end table c/w undershelf. 700mm long, 615mm deep</p>  <p><b>717000</b> £290</p>	<p>Closed end table c/w splashback and undershelf. 700mm long. (Right hand as illustrated)</p>  <p><b>80200 (Right hand)</b> £385 <b>80201 (Left hand)</b> £385</p>	<p>Pre-wash spray arm: Monoblock spray arm - hot &amp; cold with stem tap</p>  <p><b>Q900303</b> £279</p>
<p>Closed end table c/w splashback and undershelf. 1200mm long. (Right hand as illustrated)</p>  <p><b>80203 (Left hand)</b> £540 <b>80204 (Right hand)</b> £540</p>	<p>Closed end table c/w splashback, undershelf and sink. 1200mm long. (Right hand as illustrated)</p>  <p><b>80205 (Left hand)</b> £850 <b>80206 (Right hand)</b> £850</p>	<p>Closed end table c/w splashback, short undershelf, sink and scrap hole. 1200mm long. (Right hand as illustrated)</p>  <p><b>80207 (Left hand)</b> £910 <b>80208 (Right hand)</b> £910</p>	<p>Pre-wash spray arm: Twin pillar spray arm - hot &amp; cold with stem tap</p>  <p><b>Q900305</b> £390</p>

Item	Description	Part No.	Price £
Pre-wash Spray Arms	Pre-wash spray arm: Single feed - hot or cold spray arm	Q900300	175
	Pre-wash spray arm: Single feed - hot or cold spray arm with stem tap	Q900301	245
	Pre-wash spray arm: Monoblock spray arm - hot & cold	Q900302	195
	Pre-wash spray arm: Monoblock spray arm - hot & cold with stem tap	Q900303	279
	Pre-wash spray arm: Twin pillar spray arm - hot & cold	Q900304	330
	Pre-wash spray arm: Twin pillar spray arm - hot & cold with stem tap	Q900305	390
Additional Tabling	A range of tabling is available to order		

(no delivery charge if delivered with machine)



**Halcyon**  
The Engine Shed, Top Station Road  
Brackley, Northants NN13 7UG

Telephone 0845 1308070  
Telefax 01280 845340  
email sales@maidaid-halcyon.co.uk



### Quality Control

Quality of product and after-sales service is based on the operation of systems to the internationally recognised quality standard BS EN ISO 9002. However, above all else, quality of service results from the abilities, motivation and team work of people within the company.

Your Local Distributor

CDL11/08/7055

In the event of further technical development we reserve the right to alter our design, specification and price without notice.