

maidaid  halcyon



THE
**UTENSIL/POT
WASHERS** RANGE

UTENSIL/POT WASHERS

Simplicity of use,
excellent performance



The Maida Halcyon range of utensil and pot washers has been designed and built using the most advanced cadcam systems, taking specific use requirements into account.

Simplicity of use, excellent performance, ergonomics, high construction standards and reliability are the features that make these washers unique.

The wide range of available models makes these utensil and pot washers ideal for situations demanding a combination of high power and high productivity. They are especially suitable for pastry and ice-cream production, bakeries, butchers' shops and catering facilities in general.

To guarantee perfect hygiene and facilitate cleaning, all models feature a moulded, self-cleaning tank, with all welds above the water line. Moreover, all internal surfaces are rounded, and all the washing and rinsing lines are outside the tank.

Maida Halcyon
So much more than just a dishwasher.



The sturdy, double-walled AISI 304 stainless steel construction, in addition to guaranteeing long-term reliability, reduces heat dispersion and noise to a minimum



U RANGE UTENSIL/POT WASHER FEATURES:

- New advanced design, 'Smart' soft touch electronic user interface
- Self-diagnostics across the range
- Minimised footprint
- Rinse aid and detergent pumps fitted as standard
- Eleven wash cycles from 2 to 12 minutes
- MRT - Maida Rinse Technology with breaktank
- Stainless steel, double wall construction with stainless steel chassis
- Vertically mounted wash pump - self draining
- Carefully designed moulded wash tank
- Internal pressure boosting pump
- Stainless steel wash and rinse arms
- Split door for easy access, lower section double skinned
- Stainless steel sliding rack
- All utensil/pot washers are supplied with one standard open basket rack
- Tray holders and cutlery insets illustrated are available separately
- U132e has twin 2.7 kW wash pumps
- U132e has option of split chamber operation



Fully stainless scrap filter trays and baskets, ultimate strength and durability




'Smart' soft touch electronic user interface



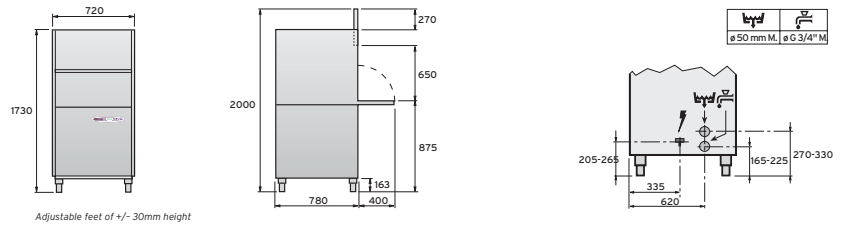
Stainless steel wash and rinse arms

UTENSIL/POT WASHER – Dimensions

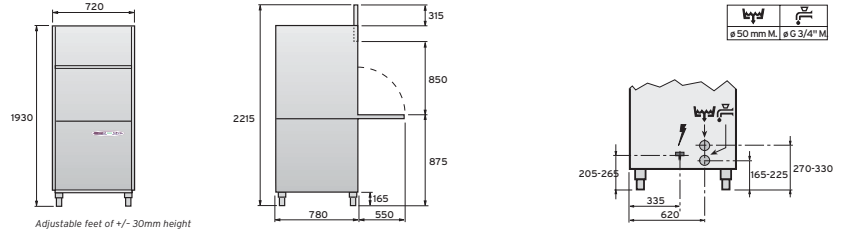
- MH Granular Pot Washer shown with round basket (included with machine) and service trolley (not included).



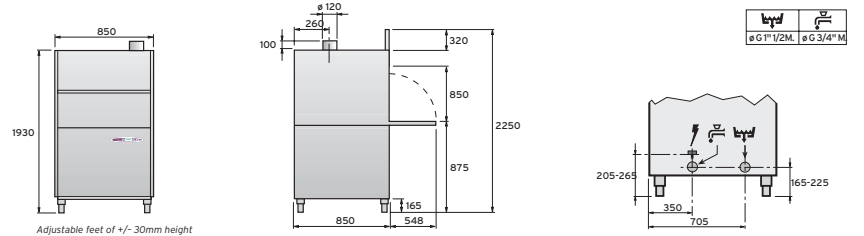
U61e



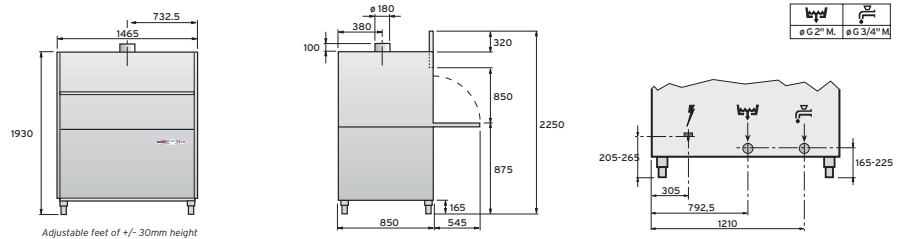
U61He



U70e



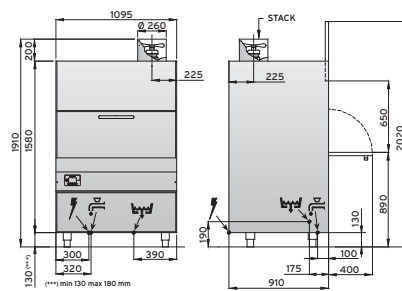
U132e



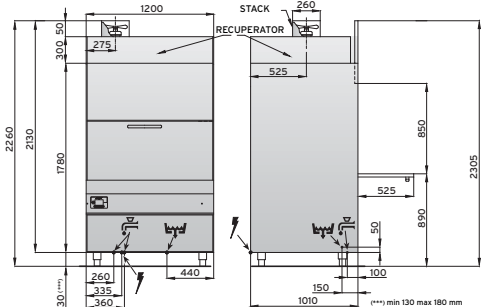
GRANULAR POT WASHER FEATURES:

- High performance, driven granules wash power
- Eliminates pre-soaking of dirty pots and pans
- Five adjustable cycle times with or without granules
- Simple electronic controls with self-diagnostics
- Twin temperature display
- Double wall body with full high performance thermo-acoustic insulation
- Split door construction
- Super powerful 3 kW wash pump with AISI 316 stainless body and impeller
- Vertically mounted stainless wash and rinse arms
- Rotating wash basket, motor driven through safety clutch
- Easy clean moulded wash tank
- Easily accessed granules collection basket
- Fanned ventilation to minimise steam spillage at cycle end
- Full range of pots, tray and utensil holders available
- Supplied with baskets
- Rinse aid dispenser fitted as standard
- Detergent dispenser option available
- Use of original granules recommended

MH Granular 900



MH Granular 1000



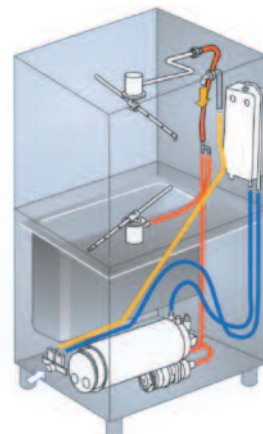
WATER CONNECTION 3/4" GAS
 DRAIN PIPE Ø 24mm
 ELECTRICAL SUPPLY

Perfect results under all washing conditions

All models are provided with a rinse system featuring a pressure-boosting pump and the innovative Thermorinse™ system that guarantees constant rinsing temperature and pressure.

Thermorinse

- Wash Tank Filling
- Rinse Boiler Filling
- Rinsing at 85°C



For details of accessories to the Utensil/Pot Washer range, please contact us on **0845 130 8070** or visit our website www.maidaid.co.uk

TECHNICAL DATA



Technical Specifications			U61e	U61He	U70e	U132e	MH Granular 900	MH Granular 1000
Physical	Width	mm	720	720	850	1465	1095	1200
	Height	mm	1730	1930	1930	2030	1910	2260
	Height with door open	mm	2000	2215	2250	2250	2020	2305
	Depth	mm	780	780	850	850	910	1010
	Depth with door open	mm	1180	1330	1398	1398	1310	1535
	Weight	kg	170	180	205	350	303	350
Racks	Basket size	mm	550x610	550x610	700x700	1320x700	750 Ø	850 Ø
	Inlet clearance	mm	650	850	850	850	635	635
	Cycle time options		11	11	11	11	6	6
	Cycle times	min	2 to 12	2 to 12	2 to 12	2 to 12	4 to 12	4 to 15
	Maximum racks per hour		30	30	30	30	15	15
	Stainless racks supplied with machine		1 Open	1 Open	1 Open	1 Open	Mixed starter set	Mixed starter set
Water	Water inlet		3/4"	3/4"	3/4"	3/4"	3/4"	3/4"
	Inlet water temperature	°C	15	15	15	15	55	10
	Rinse system		MRT	MRT	MRT	MRT	CRT	CRT
	Supply pressure	bar	1 to 6	1 to 6	1 to 6	1 to 6	2 to 4	2 to 4
	Water consumption per cycle	Litres	3	3	4	7	4.4	5.5
	Wash tank capacity	Litres	37	37	68	131	103	120
	Wash tank temperature (adjustable)	°C	55	55	55	55	55	55
	Wash tank element	kW	2.5	2.5	8	9.5	9	9
	Rinse boiler capacity	Litres	7	7	7	17	20	15
	Rinse boiler temperature (adjustable)	°C	85	85	85	85	85	85
	Rinse boiler element	kW	6	6	8	9.5	9	9
	Wash pump power	kW	1.4	2	2.7	2 x 2.7	3	3
Electric	Phase		3+N	3+N	3+N	3+N	3+N	3+N
	Power	kW	7.4	8	11	15.5	12	12.2
	Power	amps/phase	11	12	16	22	17	17.5
	Self cleaning end of session cycle		Yes	Yes	Yes	Yes	No	No
	Smart electronics		Yes	Yes	Yes	Yes	Yes	Yes
	Half load program		No	No	No	Yes	No	No
Features	Rinseaid pump		Yes	Yes	Yes	Yes	Yes	Yes
	Detergent pump		Yes	Yes	Yes	Yes	No	No
	Internal breaktank		Yes	Yes	Yes	Yes	Yes	Yes
Additional Racks		Code:	Suitable for:					
	Stainless open 550x610mm	MH101489	Yes	Yes	No	No	No	No
	Stainless open 700x700mm	MH104099	No	No	Yes	No	No	No
	Stainless open 1320x700mm	MH101490	No	No	No	Yes	No	No
	Stainless insert for 8 baking pans	MH103454	Yes	Yes	Yes	Yes	No	No
	Stainless insert for 5 baking pans	MH101491	Yes	Yes	Yes	Yes	No	No
	Stainless insert for piping bags	MH101492	Yes	Yes	Yes	Yes	No	No
	Stainless insert forkitchen tools	MH103455	Yes	Yes	Yes	Yes	No	No
	Wide range of basket accessories		No	No	No	No	Yes	Yes

Designed & produced by Carlton Design Ltd 07702 420228 www.carltondesign.co.uk

Quality Control

Quality of product and after-sales service is based on the operation of systems to the internationally recognised quality standard BS EN ISO 9002. However, above all else, quality of service results from the abilities, motivation and teamwork of people within the company.

All Maida Halcyon equipment carries the European 'CE' identification. The 'CE' mark signifies that all glasswashers and dishwashers will have been subjected to a thorough examination of all circuitry, components, electromagnetic compatibility and overall safety.



Maida Halcyon
The Engine Shed, Top Station Road
Brackley, Northants NN13 7UG

Telephone 0845 130 8070
Telefax 01280 845340
email sales@maida-halcyon.co.uk

www.maida.co.uk

Your Local Distributor

In the event of further technical development we reserve the right to alter our design and specification without notice

CDL02/11/8149